

SIMPLE CROCHET STITCHES

BASIC EASY TO FOLLOW INSTRUCTIONS
TO HELP YOU LEARN TO CROCHET

BY ANYA JOHNSON @




Chain Stitch

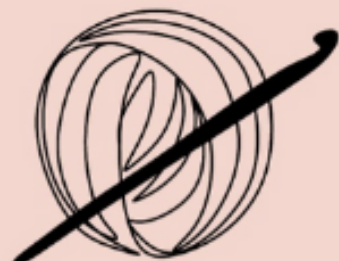
Chain Stitch = Ch

Tie yarn onto hook and wrap yarn around hook, creating two loops on hook, Leapfrog the first loop made over the new loop just made; creating a new stitch in the chain.

Wrap yarn around hook again leapfrog old loop over new loop, creating new stitch, repeat this process until you have your desired length of chain stitch.




Granie
Anie
Creates



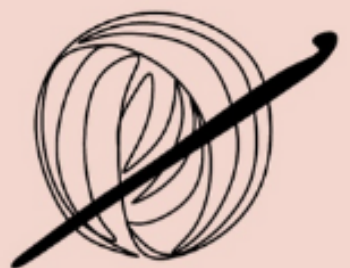
Single Crochet



Single Crochet = Sc
Insert hook into the work,
yarn over hook
bring the yarn to the front of the work,
you will now have two loops
of yarn on your hook,
wrap yarn around hook
and work the two stitches off
over the newly made loop,
creating a single crochet stitch.
Repeat in next stitch along.



Gracie
Anie
Creates



Double Crochet

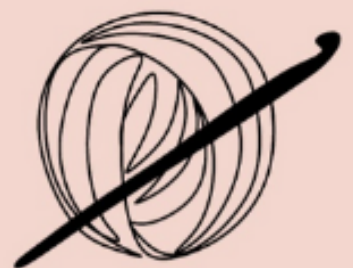


Double Crochet Dc
Wrap yarn around the hook once
before inserting into the work,

wrap yarn around hook
and bring to the front of the work,
you will have three loops on the hook,



Granie
Anie
Creates





wrap yarn around the hook and work 2 of the loops off, then wrap yarn around hook again and work the remaining two loops off, creating the Double Crochet stitch.. Repeat all steps in next stitch of chain.



Treble Crochet



Treble Crochet = Tr

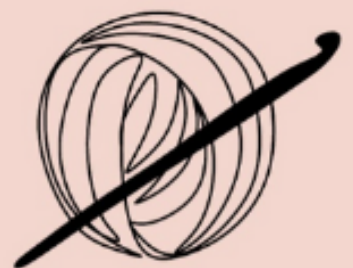
Wrap Yarn around the hook twice
before inserting the hook into the work,
insert hook into work,

wrap yarn around the hook
and bring to the front of the work,
you will have 4 loops on the hook,

Wrap yarn around hook and work 2 loops off,
wrap yarn around the hook and work 2 loops off and
wrap yarn around the hook
and work the remaining 2 loops off the hook,
creating the treble crochet stitch.



Granie
Anie
Creates



FURTHER SUGGESTIONS

Practice your new found stitches

Make a really long Starting Chain
and make a blanket in each stitch.

Share a Picture of your creations with me @

GranieAnie.com

Follow me on YouTube for more inspiration and new stitches

1 <https://www.youtube.com/@GranieAnieCreates>

2 Find me on Pinterest

3 <https://www.pinterest.co.uk/granieaniecreates>

4 Join my On-line Crochet Course

5 <https://www.anya-s-school-4975.thinkific.com/course/crochet.com>

About Me:-

Anya Johnson
Founder and Creator
of
Granie Anie Creates



*Sign up for my Monthly
Newsletter* @GranieAnie.com

Find & Follow Me on YouTube:-

<https://www.youtube.com/@GranieAnieCreates>

for videos that link to this Free EBook



*For the love of Crochet
& all things Crafty*

